

PROVIDING HELP • OFFERING HOPE



**HOUSING THE
HOMELESS
FEEDING THE
HUNGRY
EDUCATING
ADULTS &
FAMILIES**



Providing Help • Offering Hope



2014 - 15 ANNUAL REPORT

Food Pantry



In 2015 Keystone distributed 285,580 pounds of food valued at \$485,486 to 457 low-income local households consisting of 698 adults, 425 children and 101 seniors for a total of 2,702 pantry distributions for the year. The Food Pantry is an integral part of Keystone's continuum of services and is often the entry point for persons to connect with



our education, case management and housing services. Keystone receives food and financial donations for food from our net-

work of partners which include Philabundance and Feeding the Hungry network, as well food collected by individuals and groups such as the Boy Scout Food Drive, the Postal Food Drive and the Souderton Area School District Food Drive.

Housing

KOC's emergency shelter program known as the "Interfaith Hospitality Network" (IHN), part of the national Family Promise network, provided temporary



housing and essential social services for up to 90 days for families with children, or single women experiencing homelessness. In 2015, 30 congregations gave over 21,000 trained volunteer hours and provided transportation, companionship, emergency food and shelter to emergency shelter participants. Over 50% of the families in KOC's IHN

Emergency Shelter moved directly from IHN into permanent housing with private landlords, many with private financial assistance through KOC's Rapid Re-housing program. An additional 25% of families moved into transitional housing.



Education



During program year 2014-2015, the education department served approximately 500 students through our Pennsylvania Department of Education grant and other funded programs. Keystone's education department served the needs of our students by providing English, English Language/Civics, College and Career English, Senior Citizen Survival English, Pre-GED,

GED, and Family Literacy classes across six sites in the Indian Valley and North Penn communities. Keystone also had nine volunteer tutoring pairs and three tutoring groups who met at libraries and churches for tutoring sessions, along with a team of about six aides who assisted instructors in the classroom. Thirty-two of our students reached their goal of becoming naturalized U.S. citizens.

Keystone was, again, recognized by the State for educational functioning level gains in regards to student's pre and post test assessments.



Keystone Opportunity Center, Inc.

Statement of Financial Position

December 31, 2014 & December 31, 2015

Keystone Opportunity Center, Inc.

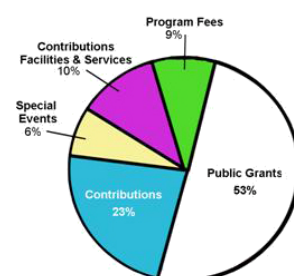
Statement of Activities

December 31, 2014 & December 31, 2015

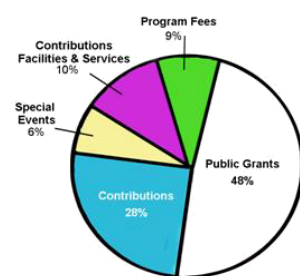
<u>ASSETS</u>	<u>2014</u>	<u>2015</u>
Cash	\$ 26,016	\$ 35,366
Cash—Security Deposits	8,471	14,430
Accounts Receivable	4663	10,252
Grants Receivable	90,964	271,669
Promises to Give	25,400	22,500
Prepaid Expenses	12,537	525
Inventory	43,123	27,222
Security Deposits	348	60
Property & Equipment - (Net of Accumulated Depreciation)	1,139,337	1,105,832
TOTAL ASSETS	\$1,350,859	\$1,487,865
<u>LIABILITIES</u>	<u>2014</u>	<u>2015</u>
Lines of Credit	\$ 185,000	\$ 185,000
Accounts Payable & Accrued Expense	22,103	22,103
Accrued Payroll & Payroll Withholdings	34,216	34,216
Deferred Revenue	18,762	18,762
Security Deposits - Clients	8,417	8,471
Long Term Debt	183,992	183,992
Mortgage Payables - HOME	229,766	229,766
TOTAL LIABILITIES	\$1,139,337	\$1,105,832
<u>NET ASSETS</u>	<u>2014</u>	<u>2015</u>
Unrestricted	\$ 558,176	\$ 608,898
Temporary Restricted	80,373	74,114
Permanently Restricted	-	-
Total Net Assets	668,549	683,012
TOTAL LIABILITY & NET ASSETS	\$ 1,350,859	\$ 1,487,856

	<u>Unrestricted</u>	<u>Temporarily Restricted</u>	<u>Perm. Restricted</u>	<u>2014 Totals</u>	<u>2015 Totals</u>
Operating Support, Revenues, & Reclassification					
Government Grants	\$1,044,478	\$ -	-	\$1,050,812	\$1,044,478
Contributions	510,664	99,337	-	99,337	610,001
Programs	203,137	-	-	-	203,137
Contributed Facilities & Services	215,196	-	-	-	215,196
Special Events	129,469	-	-	123,453	129,469
Total Support & Revenues	2,102,944	99,337	-	1,991,652	2,202,281
Net Assets Released from Program & Time Restrictions	105,596	(105,596)	-	-	-
Total Operating Support Revenues & Reclassifications	\$2,208,540	(6,259)	-	1,991,652	2,202,281
Operating Expenses, Program Services	\$1,926,242	\$ -	\$ -	\$1,797,101	\$1,926,242
Support Services: General and Administrative	137,541	-	-	138,716	137,541
Fundraising	124,647	-	-	128,033	124,647
Total Operating Expenses	2,188,430	-	-	2,063,850	129,469
Increase (Decrease) in Net Assets for Operations	2,102,944	(6,259)	-	72,198	13,851
Other Changes: Investment Income	18	-	-	9	18
Gain (Loss) on Disposal of Assets	(260)	-	-	(402)	(260)
Miscellaneous Income	854	-	-	106	854
Total Other Changes	612	-	-	(287)	612
Increase (Decrease in Net Assets)	20,7322	(6,259)	-	(72,485)	14,463
Net Assets, Beginning of Year	588,176	80,373	-	741,034	668,549
Net Assets, End of Year	\$ 608,898	\$ 74,144	\$ -	\$ 683,012	\$ 668,549

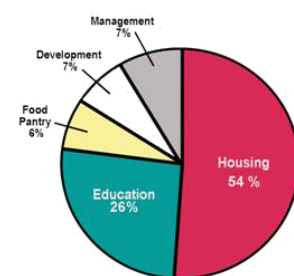
<u>COMMUNITY IMPACT</u>	<u>2014</u>	<u>2015</u>
Housing		
Households	540	554
Adults	750	743
Children	619	577
Food		
Households	514	459
Adults	972	698
Children	545	425
Education		
Families	35	35
Adults	465	465
Children	53	53
GED Earned	26	26
U.S. Citizenships	1	1
Case Management		
Hours	16,500	19,736
Community Assistance		
Calls	384	398
Volunteering		
Housing Hours	19,800	29,553
Pantry Hours	2,956	3,224
Instructional Hours	18779	18,787
Food Pantry		
Pounds of Food	311,878	236,908
IHN Network		
Congregations	32	31



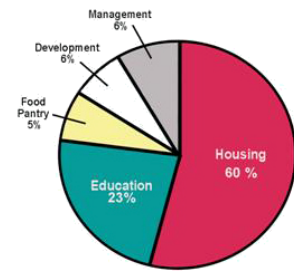
2014 Total Support & Revenue



2015 Total Support & Revenue



2014 Total Operating Expenses



2015 Total Operating Expenses

The mission of Keystone Opportunity Center is to educate, encourage and empower community members in need to become self-sufficient.



Keystone Opportunity Center

Providing Help • Offering Hope

P.O. Box 64183

Souderton, PA 18964

**Administration Office located at
104 N. Main Street in Souderton**

Phone: 215-723-5430

Fax: 215-799-0739

www.keystoneopportunity.org

*A comprehensive social services organization
serving Bucks and Montgomery counties*

Board of Directors

Lucy Sharp, President

Trish Sneddon, Vice President

Lou Ann Eader, Secretary

Andrew D. Landis, Treasurer

Rev. Kathryn Andonian

Suzanne B. Cressman

Deryk David

John Garis

Nancy Gingrich

Minh Lu

Mark M. Medvesky

J. Delton Plank

Ruth A. Walter

Management Team

Richard E. Aichele III, Executive Director

Kenneth Smith, Operations and Grants Manager

Sue Barrow, Family Literacy Coordinator

Susan Clauser, Adult Education Coordinator

Allegra Cressman, Social Services Manager

Cindy Dembrosky, Food Pantry Coordinator

Jeff Miles, Development Officer

Sue Zomberg, Interfaith Hospitality Network

Keystone Opportunity Center is a 501(c)(3) nonprofit community organization, donations to which are tax deductible to the fullest extent of the law. The official registration and financial information of Keystone Opportunity Center may be obtained from the PA Dept. of State by calling toll free, within PA: 1-800-732-0999. Registration does not imply endorsement.

